

# AGT PRODUCT RANGE 2023

## GARDENING AND AGRICULTURE



# AGT PREMIUM TILLERS

The AGT Premium motortiller line is designed and manufactured with a view to satisfy all requirements for land tilling in gardens and around the household. With the 3 speed transmission ( 2 forward and 1 reverse) and the Honda or Kohler engines with powers ranging between 5.5 and 13 hp the AGT Premium line is the ideal choice for professional use.

The models in the AGT Premium line comply to the EN709 safety standard ensuring complete safety in using the machine: inverted transmission (for model 6500), inverted clutch ( 7500, 9000, 13000) double action transmission or clutch lever, supplementary muffler protection, knives protections 2 mm thick and 600 mm wide, gear box with neutral between forward and reverse (for model 6500) and minimal distance between the operator's position and the tilling knives.

The highlights in using the AGT Premium motortillers are:

- the length and position of the handlebar that offer better handling and minimal effort on the user's part
- the handlebar quick lateral adjustment lever allows its turning during work in order to avoid obstacles or turn the machine
- the handlebar quick vertical adjustment lever
- the rotary tillers with 350 mm diameter, strong spiral knives in heat treated steel, 6 mm thick and 40 mm wide and end discs
- transport system for the rotary tillers
- quick assembly system of the motortiller (the handlebar is easily mounted on the frame and the tilling knives are already assembled for 6500 and 7500)
- 3 years warranty (for the Honda GX)
- air filter in oil bath for easy maintenance (for the Honda GX engine).

# AGT 6500 PREMIUM



**Motor:** Honda GP160 5,5 HP / Honda GP200 6,5 HP  
Honda GX160 5,5 HP / Honda GX200 6,5 HP

**Fuel:** gasoline

**Starter:** recoil

**Transmission:** double belt and chain

**Tilling width:** 80 cm (24 knives + 2 lateral discs)

**Gear box:** 3 speeds (2 forward + 1 reverse, with neutral as per EN 709)

**Handlebar:** horizontally and vertically adjustable



POWERED by  
**HONDA**

**BONUS !!!**

Furrowing plough  
and tool holder



## Accessories:



Tyred wheels  
400 mm



Furrowing tool



Adjustable  
furrowing tool



Fixed-tine  
cultivator



Metal wheels  
350 / 400 mm



Plough



Turnwrest  
single plough



Turnwrest plough



Seeder



Potato digger



Trailer - 400 / 500kg

# AGT 7500 PREMIUM



**Motor:** Honda GP200 6,5 HP / Honda GX200 6,5 HP

**Fuel:** gasoline


**Starter:** recoil

**Transmission:** with wet multi-disc clutch and cast iron oil-bath gear box

**Tilling width:** 80 cm (24 knives + 2 lateral discs)

**Gear box:** 3 speeds (2 forward + 1 reverse)

**Handlebar:** horizontally and vertically adjustable



POWERED by  
**HONDA**

**BONUS !!!**

Furrowing plough  
and tool holder



## Accessories:



Tyred wheels  
3400 mm



Furrowing tool



Adjustable  
furrowing tool



Fixed-tine  
cultivator



Metal wheels  
350 / 400 mm



Plough



Turnwrest  
single plough



Turnwrest plough



Seeder



Potato digger



Trailer - 400 / 500kg

# AGT 9000 / 13000 PREMIUM



**Motor:** Honda GX270 9,0 HP / Honda GX390 13,0 HP

**Fuel:** gasoline

**Starter:** recoil

**Transmission:** with wet multi-disc clutch and cast iron oil-bath gearbox

**Tilling width:** adjustable 65 - 95 cm (24 knives + 2 lateral discs) for AGT 9000  
adjustable 90 - 120 cm (32 knives + 2 lateral discs) for AGT 13000

**Gear box:** 3 speeds (2 forward + 1 reverse)

**Handlebar:** horizontally and vertically adjustable



**BONUS !!!**

Furrowing plough  
and tool holder



## Accessories:



Tyred wheels  
560 mm



Furrowing tool



Adjustable  
furrower



Fixed-tine  
cultivator



Metal wheels  
400 / 500 mm



Plough



Turnwrest  
single plough



Turnwrest plough



Seeder



Potato digger



Trailer - 400 / 500kg

# HIGHLIGHTS



**Inverted clutch** – safer and more comfortable.

It immediately stops the machine when the operator releases the helm accidentally. On the other hand the motor does not stop if the operator wishes to continue working after a short break



Hay gathering system in standard configuration!  
(only for models with SF cutter bar)

.....

**Ergonomic adjustable helm:**

The AGT walking tractors can be adjusted in various ways.

The quick adjusting device ensures increased mobility at the end of the row, during transportation or during the maintenance operations. The rotating helm with lateral and vertical adjustent allows the operator to drive the machine from the right or the left hand side for tilling, mowing or snow blowing.



.....

Differential lock (all models with identification D)

Independent braking system on each wheel (all models with identification DF)

Professional transmission in oil bath

Adjustable and reversible helm

Wheels with enhanced contact surface 20x10-8" / 21x11-8" for the Alpine models

# AGT3 GP160 / GP200



POWERED by  
**HONDA**™

**Motor:** Honda GP160, 5.5 HP / Honda GP200, 6.5 HP

**Fuel:** gasoline

**Wheels:** 4.00-10" fixed disks

**Transmission:** professional, in oil bath

**Cutterbar:** 112 cm SF / 117 cm SP

**Gear box:** 6 gears (3 forward + 3 reverse)

**Helm:** reversible 180°, lateral and vertical adjustment and antivibration shock absorbers

**Safety:** double action clutch lever and clutch disengaging at loss of control over the machine

# AGT3 GX200



POWERED by  
**HONDA**™

**Motor:** Honda GX200, 6.5 HP

**Fuel:** gasoline

**Wheels:** 4.00-10" fixed disks

**Transmission:** professional, in oil bath

**Cutterbar:** 112 cm SF / 117 cm SP

**Gear box:** 6 gears (3 forward + 3 reverse)

**Helm:** reversible 180°, lateral and vertical adjustment and antivibration shock absorbers

**Safety:** double action clutch lever and clutch disengaging at loss of control over the machine





POWERED by  
**HONDA**™

**Motor:** Honda GX270, 9.0 HP

**Fuel:** gasoline

**Wheels:** 4.00-10" fixed disks

**Transmission:** professional, in oil bath

**Cutterbar:** 112 / 127 / 144 cm SF and 117 / 127 / 137 cm SP

**Gear box:** 6 gears (3 forward + 3 reverse)

**Helm:** reversible 180°, lateral and vertical adjustment and antivibration shock absorbers

**Safety:** double action clutch lever and clutch disengaging at loss of control over the machine

# Highlights ALPINE



The new line of HONDA "High Inclination" engines boasts new and unique characteristics which ensure the best performance in heavy working conditions and can handle slopes up to 30°.

Differential with locking device on the helm for enhanced comfort and easy handling.



Independent braking system: ensures control on each wheel with separate levers and locking device for parking.



Large wheels for stability and enhanced grip.



Gasoline pump for optimal fuel circulation when working on slopes.



Motor greasing system adapted for working on slopes.



Carburetor and tank filling system protected against leaks on steep slopes.

# AGT3 DF GX270 ALPINE



POWERED by  
**HONDA**™

**Motor:** Honda GX270, 9.0 HP High Inclination

**Fuel:** gasoline

**Wheels:** 20\*10-8" fixed disks

**Transmission:** professional, in oil bath

**Cutterbar:** 112 / 127 / 144 cm SF and 117 / 127 / 137 cm SP

**Gear box:** 6 gears (3 forward + 3 reverse)

**Helm:** reversible 180°, lateral and vertical adjustment and antivibration shock absorbers

**Safety:** double action clutch lever and clutch disengaging at loss of control over the machine

**Differential:** with locking device by control lever

**Braking system:** independent on each wheel with separate control lever and locking device for parking

# AGT3 DF GX340 ALPINE



POWERED by  
**HONDA**™

**Motor:** Honda GX340, 11.0 HP High Inclination

**Fuel:** gasoline

**Wheels:** 21\*11-8" fixed disks

**Transmission:** professional, in oil bath

**Cutterbar:** 127 / 144 cm SF and 127 / 137 cm SP

**Gear box:** 6 gears (3 forward + 3 reverse)

**Helm:** reversible 180°, lateral and vertical adjustment and antivibration shock absorbers

**Safety:** double action clutch lever and clutch disengaging at loss of control over the machine

**Differential:** with locking device by control lever

**Braking system:** independent on each wheel with separate control lever and locking device for parking

# AGT2 GP160 / GP200 / GX200



**Motor:** Honda GP 160, 5.5 HP / GP 200, 6.5 HP / GX 200, 6.5 HP

**Fuel:** gasoline

**Wheels:** pneumatic, 4.00-10" fixed disks

**Rotating tiller:** 37-47-58 cm, 16 blades, device for working depth adjustment

**Gear box:** 4 gears (2 forward + 2 reverse)

**Helm:** reversible 180°, lateral and vertical adjustment and antivibration shock absorbers

**Safety:** double action clutch lever and clutch disengaging at loss of control over the machine



POWERED by  
**HONDA**™

# AGT2 / AGT2D GX270



POWERED by  
**HONDA**™

**Motor:** Honda GX 270, 9.0 HP

**Fuel:** gasoline

**Wheels:** pneumatic, 4.00-10" fixed disks (for AGT2)  
pneumatic, 5.00-10" adjustable disks (for AGT2D)

**Rotating tiller:** 37-47-58 cm, 16 blades, device for working depth adjustment

**Gear box:** 4 gears (2 forward + 2 reverse)

**Helm:** reversible 180°, lateral and vertical adjustment and antivibration shock absorbers

**Differential:** with locking device by control lever (only for AGT2D)

**Safety:** double action clutch lever and clutch disengaging at loss of control over the machine

# AGT3 DF GX270 / GX340



POWERED by  
**HONDA**™



**Motor:** Honda GX 270, 9.0 HP / GX340, 11.0 HP

**Fuel:** gasoline

**Wheels:** pneumatic, 5.00-10" adjustable disks

**Rotating tiller:** 37-47-68 cm, 20 blades, device for working depth adjustment

**Gear box:** 6 gears (3 forward + 3 reverse)

**Helm:** reversible 180°, lateral and vertical adjustment and antivibration shock absorbers

**Differential:** with locking device by control lever

**Safety:** double action clutch lever and clutch disengaging at loss of control over the machine

**Braking system:** independent on each wheel with separate control lever and locking device for parking

# ACCESSORIES

Reversible plough



Plough frame



Tiller 58 cm



Tiller 68 cm



Extension KIT from 58 to 68 cm



Adjustable furrower



Automatic spacers for wheels - 25 cm



Pneumatic adjustable wheels 5.00 - 10"



Steel wheels 4.00 - 10"



Wheel weights 2x10 kg



Snow thrower - 60 cm



Rotating brush - 100 cm



Front blade - 100 cm



Professional transmission in oil bath



Cutterbar SF 112 cm



Cutterbar SP 117 cm




Cutterbar SF 127 cm



Cutterbar SP 127 cm



Cutterbar SF 144 cm



Cutterbar SP 137 cm





# LAWN MOWERS



## AGT 48 ALLROAD



**Motor:** B&S, 2.8 HP  
**Propulsion:** self-propelled  
**Displacement:** 125 cm<sup>3</sup>  
**Cutting width:** 46 cm  
**Cutting height:** 25-75mm  
**Cutting adjustment:** central  
**Operation mode:** 5 in 1  
**Deck:** steel  
**Front/rear wheels:** 175/250 mm  
**Grass box capacity:** 55 L

## AGT 51 ALLROAD



**Motor:** B&S, 3.4 HP  
**Propulsion:** self-propelled  
**Displacement:** 140  
**Cutting width:** 51 cm  
**Cutting height:** 25-75mm  
**Cutting adjustment:** central  
**Operation mode:** 5 in 1  
**Deck:** steel  
**Front/rear wheels:** 200/250 mm  
**Grass box capacity:** 65 L

## AGT 53 ALLROAD

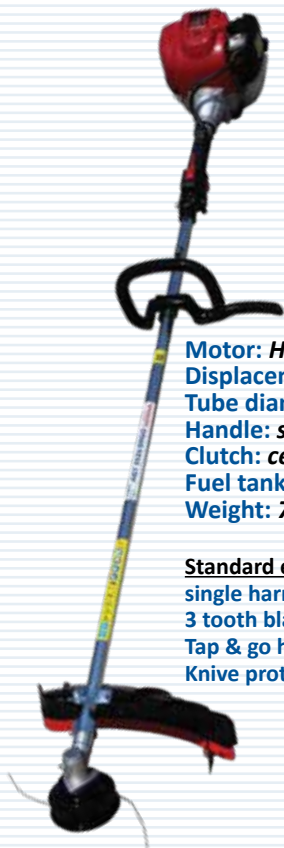


**Motor:** B&S, 4.0 HP  
**Propulsion:** self-propelled  
**Displacement:** 161  
**Cutting width:** 53 cm  
**Cutting height:** 25-75mm  
**Cutting adjustment:** central  
**Operation mode:** 5 in 1  
**Deck:** steel  
**Front/rear wheels:** 200/275 mm  
**Grass box capacity:** 65 L

# BRUSHCUTTERS

POWERED by  
**HONDA**

## AGT 3526 ERGO



**Motor:** Honda, GX 35, 1.6 HP  
**Displacement:** 35.8 cm<sup>3</sup>  
**Tube diameter:** 26 mm  
**Handle:** simple  
**Clutch:** centrifugal  
**Fuel tank capacity:** 0.63 l  
**Weight:** 7 kg

**Standard equipment**  
single harness  
3 tooth blade  
Tap & go head  
Knife protection

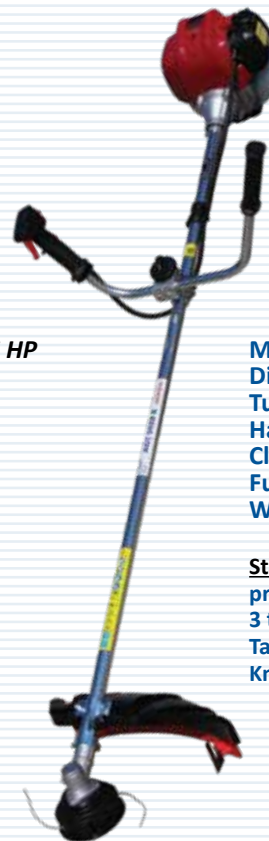
## AGT 3528 B



**Motor:** Honda, GX 35, 1.6 HP  
**Displacement:** 35.8 cm<sup>3</sup>  
**Tube diameter:** 28 mm  
**Handle:** double  
**Clutch:** centrifugal  
**Fuel tank capacity:** 0.63 l  
**Weight:** 7 kg

**Standard equipment**  
professional double harness  
3 tooth blade  
Tap & go head  
Knife protection

## AGT 5028 B



**Motor:** Honda, GX 50, 2.0 HP  
**Displacement:** 47.9 cm<sup>3</sup>  
**Tube diameter:** 28 mm  
**Handle:** double  
**Clutch:** centrifugal  
**Fuel tank capacity:** 0.63 l  
**Weight:** 8 kg

**Standard equipment**  
professional double harness  
3 tooth blade  
Tap & go head  
Knife protection

# LAWN MOWERS



## AGT 5028 B CONFORT



**Motor:** *Honda, GX 50, 2.0 HP*  
**Displacement:** *47.9 cm<sup>3</sup>*  
**Tube diameter:** *28 mm*  
**Handle:** *double*  
**Clutch:** *centrifugal*  
**Fuel tank capacity:** *0.63 l*  
**Weight:** *8 kg*

**Standard equipment**  
professional double harness  
3 tooth blade  
Tap & go head  
Knife protection

## AGT 3526 MULTI



**Motor:** *Honda, GX 35, 1.6 HP*  
**Displacement:** *35.8 cm<sup>3</sup>*  
**Tube diameter:** *26 mm*  
**Handle:** *simple*  
**Clutch:** *centrifugal*  
**Fuel tank capacity:** *0.63 l*  
**Weight:** *15.3 kg*

**Standard equipment**  
Single harness  
3 tooth blade  
Tap & go head  
Knife protection  
Branchsaw - 30 cm blade and chain  
Hedge trimmer - 400 mm

# EARTH AUGERS

## AGT FP GX 35



**Motor:** Honda, GX 35, 1.6 HP  
**Displacement:** 35.8 cm<sup>3</sup>  
**Reduction ratio:** 80:1  
**Minimum revolution:**  
**Maximum revolution:**  
**Fuel tank capacity:** 0.63 l  
**Weight without bit:** 10.1 kg

### Accessories

Auger Ø 100 mm  
Auger Ø 150 mm  
Auger Ø 200 mm  
Auger extension 50 cm

## AGT FP GX 50



**Motor:** Honda, GX 50, 2.0 HP  
**Displacement:** 49.7 cm<sup>3</sup>  
**Reduction ratio:**  
**Minimum revolution:**  
**Maximum revolution:**  
**Fuel tank capacity:** 0.63 l  
**Weight without bit:** 7 kg

### Accessories

single harness  
3 tooth blade  
Tap & go head  
Knife protection

**DEALER:**

SC AGENT TRADE SRL, Șoseaua de Centură, nr. 32, Tunari - 077180, Ilfov, România;  
Tel: +40 21 - 266.51.31; +40 21 - 266.51.32; Mobile: +40 372 730 551 Fax: +40 21 - 266.51.33;  
E-mail: office@agt.ro; www.agt.ro ; www.agt-termo.ro